

# SCHEMATICS



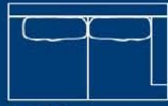
## Available Individual Units



**1100-S Sofa**  
(available 2 or 3 cushions)  
L 82" D 37" H 35"

*Also available as:*

**1100-Q Queen Sleeper Sofa**  
(available 2 or 3 cushions)  
L 82" D 37" H 35"



**1100-L Loveseat**  
(two cushions)  
L 60" D 37" H 35"



**1100-C Chair**  
L 35" H 37" H 35"



**1100-O Ottoman**  
L 26" D 18" H 19"

## Available Sectional Units



**1100-AC Armless Chair**  
L 23" D 37" H 35"



**1100-CC Corner Chair**  
L 37" D 37" H 35"



**1100-CH-LAF Left Arm Facing Chaise**  
L 32" D 64" H 35"



**1100-CH-RAF Right Arm Facing Chaise**  
L 32" D 64" H 35"



**1100-AL Armless Loveseat**  
L 48" D 37" H 35"



**1100-L-LAF Left Arm Facing Loveseat**  
L 53" D 37" H 35"



**1100-L-RAF Right Arm Facing Loveseat**  
L 53" D 37" H 35"



**1100-S-LAF Left Arm Facing Sofa**  
L 78" D 37" H 35"

*Also available as:*

**1100-Q-LAF Queen Sleeper Sofa (three cushions)**  
L 78" D 37" H 35"



**1100-S-RAF Right Arm Facing Sofa**  
L 78" D 37" H 35"

*Also available as:*

**1100-Q-RAF Queen Sleeper Sofa (three cushions)**  
L 78" D 37" H 35"



**1100-CS-LAF Left Arm Facing Corner Sofa**  
L 87" D 37" H 35"

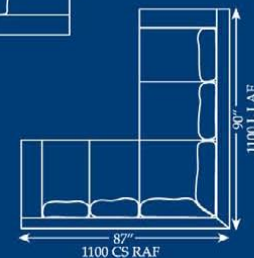
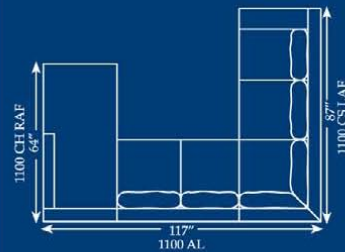
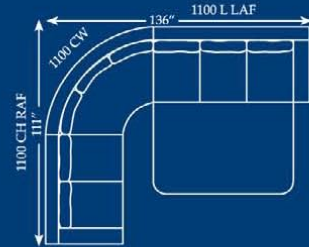


**1100-CS-RAF Right Arm Facing Corner Sofa**  
L 87" D 37" H 35"



**1100-CW Corner Wedge**  
L 75" D 37" H 35"

## Suggested Combinations



Note: Sectional connectors are available on non-skirted pieces at an upcharge.